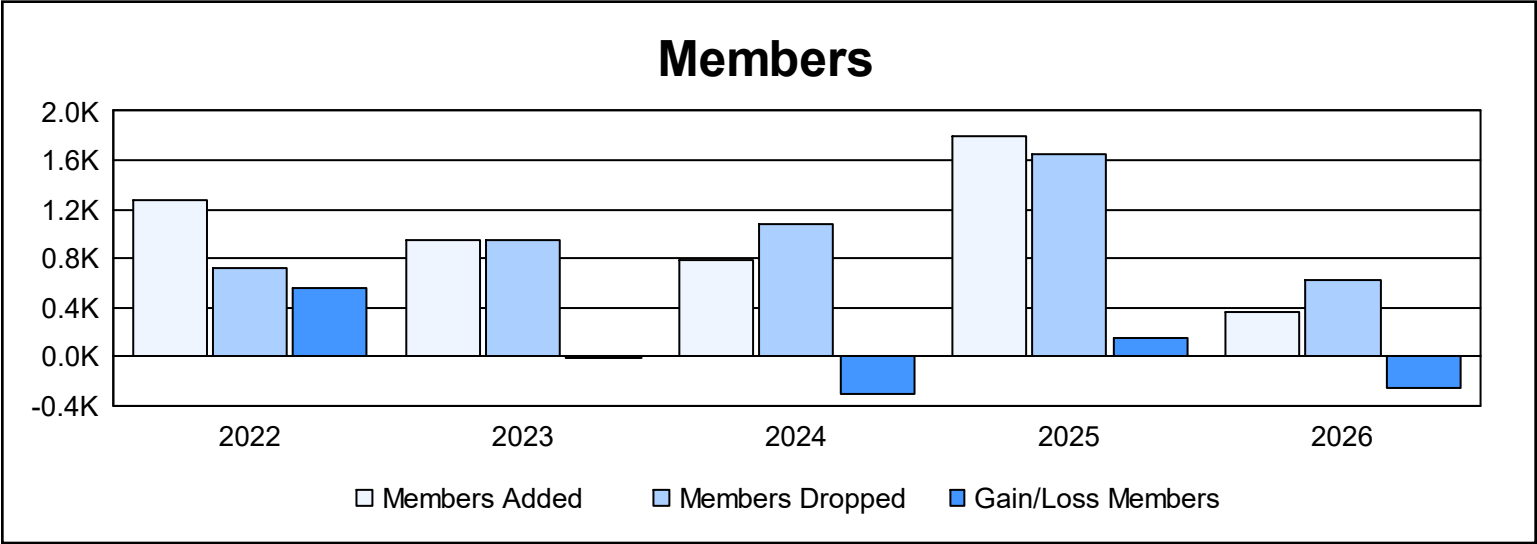
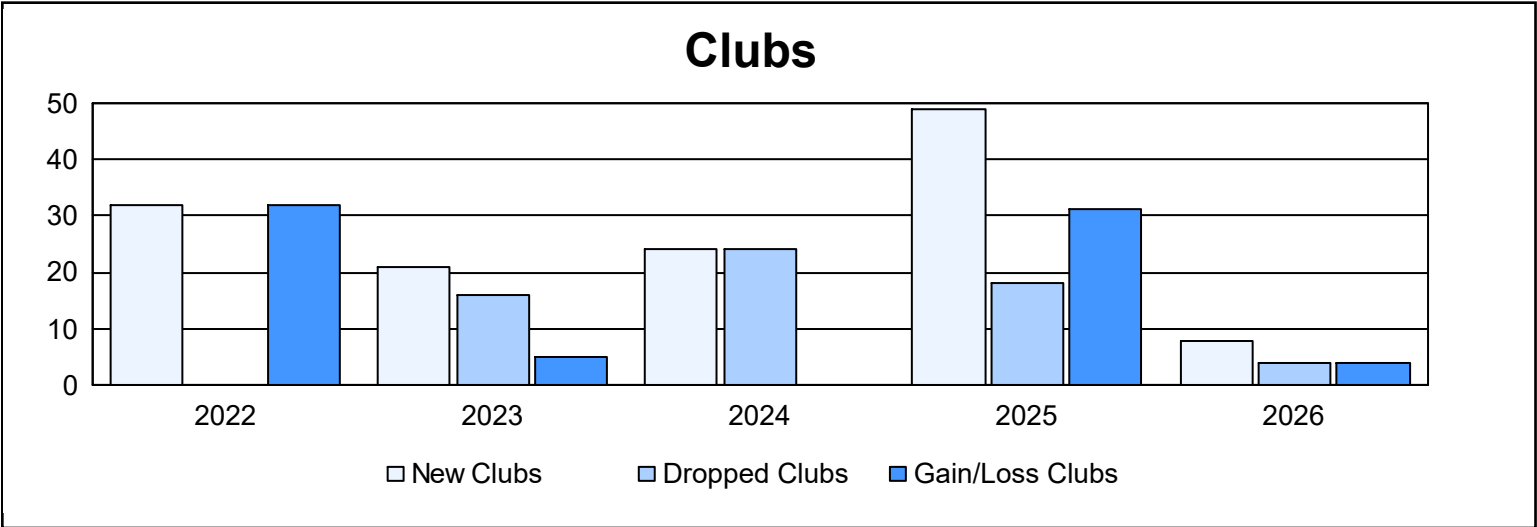
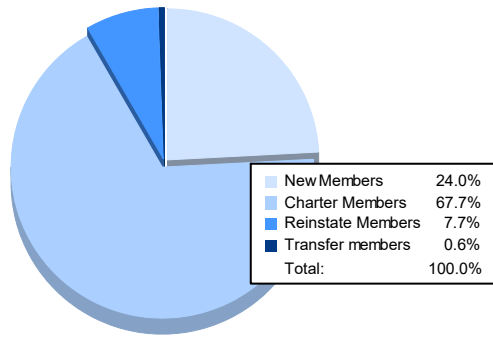


Year	New Clubs	Dropped Clubs	Gain/ Loss Clubs	New Members	Charter Members	Reinstate Members	Transfer Members	Total Member Added	Total Members Dropped	Gain/ Loss Members
2021-2022	32	0	32	453	809	9	4	1,275	725	550
2022-2023	21	16	5	333	586	26	2	947	952	-5
2023-2024	24	24	0	257	510	7	8	782	1,080	-298
2024-2025	49	18	31	433	1,271	71	27	1,802	1,645	157
2025-2026	8	4	4	87	245	28	2	362	617	-255
Average	27	12	14	313	684	28	9	1,034	1,004	30



### Membership Composition December 2025 Cumulative



### Gender Composition December 2025 Cumulative

